

FORM NO. MGT-7

[Pursuant to sub-Section(1) of section 92 of the Companies Act, 2013 and sub-rule (1) of rule 11of the Companies (Management and Administration) Rules, 2014]



Annual Return (other than OPCs and Small Companies)

Form language ☒ English ☐ Hindi

Refer the instruction kit for filing the form.

I. REGISTRATION AND OTHER DETAILS

(i) * Corporate Identification Number (CIN) of the company

L85110KA2000PLC027497

Pre-fill

Global Location Number (GLN) of the company

* Permanent Account Number (PAN) of the company

AABCN1685J

(ii) (a) Name of the company

NARAYANA HRUDAYALAYA

(b) Registered office address

258/A, Bommasandra Industrial Area, Anekal Taluk, Bengaluru – 560099

(c) *e-mail ID of the company

sridhar.s@narayanahealth.org

(d) *Telephone number with STD code

918050009318

(e) Website

www.narayanahealth.org

(iii) Date of Incorporation

19/07/2000

(iv)	Type of the Company	Category of the Company	Sub-category of the Company
	Public Company	Company limited by shares	Indian Non-Government company

(v) Whether company is having share capital

☒ Yes

☐ No

(vi) *Whether shares listed on recognized Stock Exchange(s)

☒ Yes

☐ No

(a) Details of stock exchanges where shares are listed

S. No.	Stock Exchange Name	Code
1	National Stock Exchange	1,024
2	Bombay Stock Exchange	1

(b) CIN of the Registrar and Transfer Agent

L72400TG2017PLC117649

Pre-fill

Name of the Registrar and Transfer Agent

KFin TECHNOLOGIES LIMITED

Registered office address of the Registrar and Transfer Agents

Selenium, Tower B, Plot No-31 & 32, Financial District, Nanakramguda, Serilingampally, Hyderabad, Rangareddi – 500032, Telangana, India

(vii) *Financial year From date 01/04/2023 (DD/MM/YYYY) To date 31/03/2024 (DD/MM/YYYY)

(viii) *Whether Annual general meeting (AGM) held ☐ Yes ☐ No

(a) If yes, date of AGM

(b) Due date of AGM

(c) Whether any extension for AGM granted ☐ Yes ☐ No

II. PRINCIPAL BUSINESS ACTIVITIES OF THE COMPANY

*Number of business activities

1

S.No	Main Activity group code	Description of Main Activity group	Business Activity Code	Description of Business Activity	% of turnover of the company
1	Q	Hospital and Medical Care	Q1	Hospital activities	100

III. PARTICULARS OF HOLDING, SUBSIDIARY AND ASSOCIATE COMPANIES (INCLUDING JOINT VENTURES)

*No. of Companies for which information is to be given

17

Pre-fill All

S.No	Name of the company	CIN / FCRN	Holding/ Subsidiary/Associate/ Joint Venture	% of shares held
1	NARAYANA HOSPITALS PRIVATE LIMITED	U85110KA2004PTC033913	Subsidiary	100
2	NARAYANA HRUDAYALAYA SURGICALS PRIVATE LIMITED	U85100KA2010PTC055453	Subsidiary	100

3	NARAYANA VAISHNO DEVI SPE +	U85110KA2014PTC076218	Subsidiary	100
4	ATHMA HEALTHTECH PRIVATE +	U72200KA2022PTC162014	Subsidiary	100
5	NH INTEGRATED CARE PRIVATE +	U85190KA2023PTC170155	Subsidiary	100
6	MERIDIAN MEDICAL RESEARCH +	U85110WB1995PLC071440	Subsidiary	99.13
7	MEDHA AI PRIVATE LIMITED	U62099KA2023PTC182294	Subsidiary	100
8	NARAYANA HEALTH INSURANCE +	U65120KA2023PLC174002	Subsidiary	100
9	SAMYAT HEALTHCARE PRIVATE +	U86100KA2023PTC175567	Subsidiary	100
10	Narayana Holdings Private Lim +		Subsidiary	100
11	Narayana Health North Americ +		Subsidiary	100
12	Health City Cayman Islands Ltc +		Subsidiary	100
13	NH Health Bangladesh Private +		Subsidiary	99.99
14	Cayman Integrated Healthcare +		Subsidiary	100
15	ENT in Cayman Ltd		Subsidiary	100
16	Reya Health Inc (formerly Cura +		Associate	43.58
17	ISO Healthcare		Associate	20

IV. SHARE CAPITAL, DEBENTURES AND OTHER SECURITIES OF THE COMPANY

(i) * SHARE CAPITAL

(a) Equity share capital

Particulars	Authorised capital	Issued capital	Subscribed capital	Paid up capital
Total number of equity shares	309,000,000	204,360,804	204,360,804	204,360,804
Total amount of equity shares (in Rupees)	3,090,000,000	2,043,608,040	2,043,608,040	2,043,608,040

Number of classes

1

Class of Shares	Authorised capital	Issued capital	Subscribed capital	Paid up capital
Number of equity shares	309,000,000	204,360,804	204,360,804	204,360,804
Nominal value per share (in rupees)	10	10	10	10

Total amount of equity shares (in rupees)	3,090,000,000	2,043,608,040	2,043,608,040	2,043,608,040
---	---------------	---------------	---------------	---------------

(b) Preference share capital

Particulars	Authorised capital	Issued capital	Subscribed capital	Paid-up capital
Total number of preference shares	71,000,000	0	0	0
Total amount of preference shares (in rupees)	710,000,000	0	0	0

Number of classes

1

Class of shares	Authorised capital	Issued capital	Subscribed capital	Paid up capital
Number of preference shares	71,000,000	0	0	0
Nominal value per share (in rupees)	10	10	10	10
Total amount of preference shares (in rupees)	710,000,000	0	0	0

(c) Unclassified share capital

Particulars	Authorised Capital
Total amount of unclassified shares	0

(d) Break-up of paid-up share capital

Class of shares	Number of shares			Total nominal amount	Total Paid-up amount	Total premium
Equity shares	Physical	DEMAT	Total			
At the beginning of the year	1	204,360,803	204360804	2,043,608,0	2,043,608,0	
		+		+	+	
Increase during the year	0	0	0	0	0	0
i. Public Issues	0	0	0	0	0	0
ii. Rights issue	0	0	0	0	0	0
iii. Bonus issue	0	0	0	0	0	0
iv. Private Placement/ Preferential allotment	0	0	0	0	0	0
v. ESOPs	0	0	0	0	0	
vi. Sweat equity shares allotted	0	0	0	0	0	0
vii. Conversion of Preference share	0	0	0	0	0	0
viii. Conversion of Debentures	0	0	0	0	0	0

ix. GDRs/ADRs	0	0	0	0	0	0
x. Others, specify <div></div>						
Decrease during the year	0	0	0	0	0	0
i. Buy-back of shares	0	0	0	0	0	0
ii. Shares forfeited	0	0	0	0	0	0
iii. Reduction of share capital	0	0	0	0	0	0
iv. Others, specify <div></div>						
At the end of the year	1	204,360,803	204360804	2,043,608,0	2,043,608,0	
Preference shares						
At the beginning of the year	0	0	0	0	0	
Increase during the year	0	0	0	0	0	0
i. Issues of shares	0	0	0	0	0	0
ii. Re-issue of forfeited shares	0	0	0	0	0	0
iii. Others, specify <div></div>						
Decrease during the year	0	0	0	0	0	0
i. Redemption of shares	0	0	0	0	0	0
ii. Shares forfeited	0	0	0	0	0	0
iii. Reduction of share capital	0	0	0	0	0	0
iv. Others, specify <div></div>						
At the end of the year	0	0	0	0	0	

ISIN of the equity shares of the company

(ii) Details of stock split/consolidation during the year (for each class of shares)

0

Class of shares		(i)	(ii)	(iii)
Before split / Consolidation	Number of shares			
	Face value per share			
After split / Consolidation	Number of shares			
	Face value per share			

(iii) Details of shares/Debentures Transfers since closure date of last financial year (or in the case of the first return at any time since the incorporation of the company) *

☒ Nil

[Details being provided in a CD/Digital Media]

☐ Yes ☐ No ☐ Not Applicable

Separate sheet attached for details of transfers

☐ Yes ☐ No

Note: In case list of transfer exceeds 10, option for submission as a separate sheet attachment or submission in a CD/Digital Media may be shown.

Date of the previous annual general meeting			
Date of registration of transfer (Date Month Year)			
Type of transfer		1 - Equity, 2 - Preference Shares, 3 - Debentures, 4 - Stock	
Number of Shares/ Debentures/ Units Transferred		Amount per Share/ Debenture/Unit (in Rs.)	
Ledger Folio of Transferor			
Transferor's Name			
	Surname	middle name	first name
Ledger Folio of Transferee			

Transferee's Name	<input type="text"/>	<input type="text"/>	<input type="text"/>
	Surname	middle name	first name

Date of registration of transfer (Date Month Year)	<input type="text"/>
--	----------------------

Type of transfer	<input type="text"/>	1 - Equity, 2- Preference Shares,3 - Debentures, 4 - Stock
------------------	----------------------	--

Number of Shares/ Debentures/ Units Transferred	<input type="text"/>	Amount per Share/ Debenture/Unit (in Rs.)	<input type="text"/>
---	----------------------	---	----------------------

Ledger Folio of Transferor	<input type="text"/>
----------------------------	----------------------

Transferor's Name	<input type="text"/>	<input type="text"/>	<input type="text"/>
	Surname	middle name	first name

Ledger Folio of Transferee	<input type="text"/>
----------------------------	----------------------

Transferee's Name	<input type="text"/>	<input type="text"/>	<input type="text"/>
	Surname	middle name	first name

(iv) *Debentures (Outstanding as at the end of financial year)

Particulars	Number of units	Nominal value per unit	Total value
Non-convertible debentures	30,000	100000	3,000,000,000
Partly convertible debentures	0	0	0
Fully convertible debentures	0	0	0
Total			3,000,000,000

Details of debentures

Class of debentures	Outstanding as at the beginning of the year	Increase during the year	Decrease during the year	Outstanding as at the end of the year
Non-convertible debentures	0	30,000	0	30,000
Partly convertible debentures	0	0	0	0
Fully convertible debentures	0	0	0	0

(v) Securities (other than shares and debentures)

0

Type of Securities	Number of Securities	Nominal Value of each Unit	Total Nominal Value	Paid up Value of each Unit	Total Paid up Value
Total					

V. *Turnover and net worth of the company (as defined in the Companies Act, 2013)

(i) Turnover

32,657,602,232

(ii) Net worth of the Company

18,402,136,000

VI. (a) *SHARE HOLDING PATTERN - Promoters


S. No.	Category	Equity		Preference	
		Number of shares	Percentage	Number of shares	Percentage
1.	Individual/Hindu Undivided Family				
	(i) Indian	126,783,666	62.04	0	
	(ii) Non-resident Indian (NRI)	0	0	0	
	(iii) Foreign national (other than NRI)	0	0	0	
2.	Government				
	(i) Central Government	0	0	0	
	(ii) State Government	0	0	0	
	(iii) Government companies	0	0	0	
3.	Insurance companies	0	0	0	
4.	Banks	0	0	0	
5.	Financial institutions	0	0	0	

6.	Foreign institutional investors	0	0	0	
7.	Mutual funds	0	0	0	
8.	Venture capital	0	0	0	
9.	Body corporate (not mentioned above)	3,702,064	1.81	0	
10.	Others	0	0	0	
	Total	130,485,730	63.85	0	0

Total number of shareholders (promoters)

7

(b) *SHARE HOLDING PATTERN - Public/Other than promoters

S. No.	Category	Equity		Preference	
		Number of shares	Percentage	Number of shares	Percentage
1.	Individual/Hindu Undivided Family				
	(i) Indian	25,739,364	12.6	0	
	(ii) Non-resident Indian (NRI)	2,423,820	1.19	0	
	(iii) Foreign national (other than NRI)	1,000	0	0	
2.	Government				
	(i) Central Government	0	0	0	
	(ii) State Government	0	0	0	
	(iii) Government companies	0	0	0	
3.	Insurance companies	2,586,626	1.27	0	
4.	Banks	8,898	0	0	
5.	Financial institutions	2,816	0	0	
6.	Foreign institutional investors	22,294,485	10.91	0	
7.	Mutual funds	14,669,050	7.18	0	
8.	Venture capital	0	0	0	
9.	Body corporate (not mentioned above)	2,620,767	1.28	0	
10.	Others ALTERNATIVE INVESTMENT 	3,528,248	1.73	0	

	Total	73,875,074	36.16	0	0
--	--------------	------------	-------	---	---

Total number of shareholders (other than promoters)

138,045

**Total number of shareholders (Promoters+Public/
Other than promoters)**

138,052

(c) *Details of Foreign institutional investors' (FIIs) holding shares of the company

228

Name of the FII	Address	Date of Incorporation	Country of Incorporation	Number of shares held	% of shares held
EMERGING MARKETS S	400 HOWARD STREET SAN FRANCISCO		US	10,870	0.01
EMERGING MARKETS S	400 HOWARD STREET SAN FRANCISCO		US	251,835	0.12
EBK-AKTIEUNIVERSITÄT	THEODOR-HEUSS-ALLEE 70 60486		GR	11,144	0.01
EMERGING MARKETS S	400 HOWARD STREET SAN FRANCISCO		US	134,801	0.07
FAIRFAX COUNTY EMPLOYEES	10680 MAIN STREET SUITE 280 FAIRFAX		US	66,581	0.03
OKOWORLD GROWING	44 ESPLANADE DE LA MOSELLE 66		LU	439,313	0.21
WILSHIRE INTERNATIONAL	1299 Ocean Avenue Suite 700 San Francisco		US	3,551	0
ABU DHABI INVESTMENT	211 CORNICHE STREET P O BOX 36		AE	102,643	0.05
ABU DHABI INVESTMENT	211 CORNICHE STREET PO BOX 36		AE	316,766	0.16
COPTHALL MAURITIUS	C/O CIM CORPORATE SERVICES LTD		MU	26,194	0.01
COPTHALL MAURITIUS	C/O IQ EQ CORPORATE SERVICES (PVT) LTD		MU	135	0
COLLEGE RETIREMENT	730 THIRD AVENUE NEW YORK NEW YORK		US	57,118	0.03
QUADRATURE CAPITAL	Suite #7 Grand Pavillon Commercial		CY	76,524	0.04
QMA JP EMERGING MARKETS	CITIBANK N.A. CUSTODY SERVICES		IN	1,080	0
WISDOMTREE INDIA INVESTMENT	C/O CIM GLOBAL BUSINESS 33 EDI		MU	64,436	0.03
BUREAU OF LABOR FUNDS	NO.6 10 FLOOR SECTION 1 ROOSEVELT		TW	18,110	0.01
BUREAU OF LABOR FUNDS	NO.6 10 FLOOR SECTION 1 ROOSEVELT		TW	29,740	0.01
FLORIDA RETIREMENT	1801 HERMITAGE BLVD SUITE 100		US	101,671	0.05
FLORIDA RETIREMENT	1801 HERMITAGE BLVD SUITE 100		US	29,800	0.01
GOVERNMENT OF SINGAPORE	168 Robinson Road 37 01 Capital Tower		SG	22,276	0.01

Name of the FII	Address	Date of Incorporation	Country of Incorporation	Number of shares held	% of shares held
INTERNATIONAL BANKING CORPORATION	WORLD BANK 1818 H STREET N W		US	6,322	0
INTERNATIONAL BANKING CORPORATION	WORLD BANK 1818 H STREET N W		US	38,643	0.02
INTERNATIONAL BANKING CORPORATION	WORLD BANK 1818 H STREET N W		US	3,690	0
INTERNATIONAL MONETARY FUND	700 19TH STREET NW WASHINGTON DC		US	950	0
PEOPLE'S BANK OF CHINA	NO 32 CHENGFANG STREET XICHER		CN	5,852	0

VII. *NUMBER OF PROMOTERS, MEMBERS, DEBENTURE HOLDERS
(Details, Promoters, Members (other than promoters), Debenture holders)

Details	At the beginning of the year	At the end of the year
Promoters	7	7
Members (other than promoters)	75,363	138,045
Debenture holders	0	4

VIII. DETAILS OF DIRECTORS AND KEY MANAGERIAL PERSONNEL








(A) *Composition of Board of Directors

Category	Number of directors at the beginning of the year		Number of directors at the end of the year		Percentage of shares held by directors as at the end of year	
	Executive	Non-executive	Executive	Non-executive	Executive	Non-executive
A. Promoter	2	0	2	0	16.66	0
B. Non-Promoter	1	9	1	5	0.08	2.3
(i) Non-Independent	1	1	1	1	0.08	2.3
(ii) Independent	0	8	0	4	0	0
C. Nominee Directors representing	0	0	0	0	0	0
(i) Banks & FIs	0	0	0	0	0	0
(ii) Investing institutions	0	0	0	0	0	0
(iii) Government	0	0	0	0	0	0
(iv) Small share holders	0	0	0	0	0	0
(v) Others	0	0	0	0	0	0





Total	3	9	3	5	16.74	2.3
-------	---	---	---	---	-------	-----

Number of Directors and Key managerial personnel (who is not director) as on the financial year end date 10

(B) (i) *Details of directors and Key managerial personnel as on the closure of financial year

Name	DIN/PAN	Designation	Number of equity share(s) held	Date of cessation (after closure of financial year : If any)
EMMANUEL RUPERT 	07010833	Managing Director	183,117	
DEVI PRASAD SHETTY 	00252187	Whole-time director	23,828,411	
VIREN PRASAD SHETTY 	02144586	Whole-time director	10,218,040	
KIRAN MAZUMDAR S 	00347229	Director	4,705,671	
TERRI SMITH BRESE 	09111500	Director	0	
NACHIKET MOR	00043646	Director	0	
NAVEEN TEWARI	00677638	Director	0	
ARUNACHALAM SHA 	00203948	Director	0	
SANDHYA JAYARAMA 	AEHPJ5812N	CFO	0	
SESHIAH SRIDHAR	ANGPS8916G	Company Secretar	0	

(ii) Particulars of change in director(s) and Key managerial personnel during the year 7

Name	DIN/PAN	Designation at the beginning / during the financial year	Date of appointment/ change in designation/ cessation	Nature of change (Appointment/ Change in designation/ Cessation)
SUBRAMANYA BAN 	00483654	Director	07/08/2023	Retirement
MUTHURAMAN BAI 	00004757	Director	07/08/2023	Retirement
DINESH KRISHNA S 	00041553	Director	07/08/2023	Retirement
ARUN SETH	00204434	Director	07/08/2023	Retirement
NACHIKET MOR	00043646	Additional director	01/05/2023	Change in designation
NAVEEN TEWARI	00677638	Additional director	01/05/2023	Change in designation
ARUNACHALAM SI 	00203948	Additional director	01/05/2023	Change in designation

IX. MEETINGS OF MEMBERS/CLASS OF MEMBERS/BOARD/COMMITTEES OF THE BOARD OF DIRECTORS

A. MEMBERS/CLASS /REQUISITIONED/NCLT/COURT CONVENED MEETINGS

Number of meetings held

1

Type of meeting	Date of meeting	Total Number of Members entitled to attend meeting	Attendance	
			Number of members attended	% of total shareholding
Annual General Meeting	04/08/2023	89,874	64	24.22

B. BOARD MEETINGS

*Number of meetings held

5

S. No.	Date of meeting	Total Number of directors associated as on the date of meeting	Attendance	
			Number of directors attended	% of attendance
1	19/05/2023	12	12	100
2	02/08/2023	12	12	100
3	13/11/2023	8	8	100
4	14/02/2024	8	8	100
5	27/03/2024	8	8	100

C. COMMITTEE MEETINGS

Number of meetings held

11

S. No.	Type of meeting	Date of meeting	Total Number of Members as on the date of the meeting	Attendance	
				Number of members attended	% of attendance
1	Audit, Risk and Compliance Committee	18/05/2023	3	3	100
2	Audit, Risk and Compliance Committee	02/08/2023	3	3	100
3	Audit, Risk and Compliance Committee	13/11/2023	3	3	100
4	Audit, Risk and Compliance Committee	14/02/2024	3	3	100
5	Audit, Risk and Compliance Committee	27/03/2024	3	3	100
6	Nomination and Remuneration Committee	18/05/2023	3	3	100
7	Nomination and Remuneration Committee	14/02/2024	3	3	100
8	Stakeholders Forum	19/05/2023	3	3	100

S. No.	Type of meeting	Date of meeting	Total Number of Members as on the date of the meeting	Attendance	
				Number of members attended	% of attendance
9	Stakeholders F	13/11/2023	3	3	100
10	Corporate Soc	19/05/2023	3	3	100

D. *ATTENDANCE OF DIRECTORS

S. No.	Name of the director	Board Meetings			Committee Meetings			Whether attended AGM held on
		Number of Meetings which director was entitled to attend	Number of Meetings attended	% of attendance	Number of Meetings which director was entitled to attend	Number of Meetings attended	% of attendance	
								(Y/N/NA)
1	EMMANUEL F	5	5	100	0	0	0	
2	DEVI PRASAD	5	5	100	0	0	0	
3	VIREN PRASAD	5	5	100	4	4	100	
4	KIRAN MAZUMDAR	5	5	100	2	2	100	
5	TERRI SMITH	5	5	100	2	2	100	
6	NACHIKET M	5	5	100	6	6	100	
7	NAVEEN TEWARI	5	5	100	6	6	100	
8	ARUNACHAL	5	5	100	5	5	100	

X. *REMUNERATION OF DIRECTORS AND KEY MANAGERIAL PERSONNEL

☐ Nil

Number of Managing Director, Whole-time Directors and/or Manager whose remuneration details to be entered

3

S. No.	Name	Designation	Gross Salary	Commission	Stock Option/ Sweat equity	Others	Total Amount
1	DEVI PRASAD SHEKHAR	Whole-time director	113,933,667	0	0	0	113,933,667
2	VIREN PRASAD SHARMA	Whole-time director	25,949,720	0	0	0	25,949,720
3	EMMANUEL RUPE	Managing Director	54,124,878	0	27,561,000	2,649,504	84,335,382
	Total		194,008,265	0	27,561,000	2,649,504	224,218,769

Number of CEO, CFO and Company secretary whose remuneration details to be entered

2

S. No.	Name	Designation	Gross Salary	Commission	Stock Option/ Sweat equity	Others	Total Amount
1	SANDHYA JAYARAJ	CFO	16,514,816	0	0	7,950,229	24,465,045
2	SESHIAH SRIDHAR	Company Secretary	7,896,952	0	0	2,114,928	10,011,880
	Total		24,411,768	0	0	10,065,157	34,476,925

Number of other directors whose remuneration details to be entered

9

S. No.	Name	Designation	Gross Salary	Commission	Stock Option/ Sweat equity	Others	Total Amount
1	KIRAN MAZUMDAR	Director	0	2,500,000	0	300,000	2,800,000
2	TERRI SMITH BREWER	Independent Director	0	2,518,690	0	300,000	2,818,690
3	ARUNACHALAM SIVAKUMAR	Independent Director	0	356,164	0	350,000	706,164
4	NACHIKET MORSE	Independent Director	0	356,164	0	400,000	756,164
5	NAVEEN TEWARI	Independent Director	0	20,548	0	400,000	420,548
6	SUBRAMANYA BAIKOTI	Independent Director	0	2,500,000	0	175,000	2,675,000
7	ARUN SETH	Independent Director	0	2,500,000	0	125,000	2,625,000
8	MUTHURAMAN BALAKRISHNAN	Independent Director	0	2,500,000	0	150,000	2,650,000
9	DINESH KRISHNA	Independent Director	0	2,500,000	0	175,000	2,675,000
	Total		0	15,751,566	0	2,375,000	18,126,566

XI. MATTERS RELATED TO CERTIFICATION OF COMPLIANCES AND DISCLOSURES

* A. Whether the company has made compliances and disclosures in respect of applicable provisions of the Companies Act, 2013 during the year ☒ Yes ☐ No

B. If No, give reasons/observations

XII. PENALTY AND PUNISHMENT - DETAILS THEREOF

(A) DETAILS OF PENALTIES / PUNISHMENT IMPOSED ON COMPANY/DIRECTORS /OFFICERS ☒ Nil

Name of the company/ directors/ officers	Name of the court/ concerned Authority	Date of Order	Name of the Act and section under which penalised / punished	Details of penalty/ punishment	Details of appeal (if any) including present status

(B) DETAILS OF COMPOUNDING OF OFFENCES ☒ Nil

Name of the company/ directors/ officers	Name of the court/ concerned Authority	Date of Order	Name of the Act and section under which offence committed	Particulars of offence	Amount of compounding (in Rupees)

XIII. Whether complete list of shareholders, debenture holders has been enclosed as an attachment

☒ Yes ☐ No

XIV. COMPLIANCE OF SUB-SECTION (2) OF SECTION 92, IN CASE OF LISTED COMPANIES

In case of a listed company or a company having paid up share capital of Ten Crore rupees or more or turnover of Fifty Crore rupees or more, details of company secretary in whole time practice certifying the annual return in Form MGT-8.

Name

CS. G M GANAPATHI

Whether associate or fellow

☐ Associate ☒ Fellow

Certificate of practice number

4520

I/We certify that:

(a) The return states the facts, as they stood on the date of the closure of the financial year aforesaid correctly and adequately.

(b) Unless otherwise expressly stated to the contrary elsewhere in this Return, the Company has complied with all the provisions of the Act during the financial year.

Declaration

I am Authorised by the Board of Directors of the company vide resolution no. ...

12

dated

03/02/2019

(DD/MM/YYYY) to sign this form and declare that all the requirements of the Companies Act, 2013 and the rules made thereunder in respect of the subject matter of this form and matters incidental thereto have been complied with. I further declare that:

1. Whatever is stated in this form and in the attachments thereto is true, correct and complete and no information material to the subject matter of this form has been suppressed or concealed and is as per the original records maintained by the company.
2. All the required attachments have been completely and legibly attached to this form.

Note: Attention is also drawn to the provisions of Section 447, section 448 and 449 of the Companies Act, 2013 which provide for punishment for fraud, punishment for false statement and punishment for false evidence respectively.

To be digitally signed by

Director

DIN of the director

00252187

To be digitally signed by

- ☒ Company Secretary
- ☐ Company secretary in practice

Membership number

13399

Certificate of practice number

Attachments

1. List of share holders, debenture holders
2. Approval letter for extension of AGM;
3. Copy of MGT-8;
4. Optional Attachement(s), if any

Attach

Attach

Attach

Attach

List of attachments

Remove attachment

Modify

Check Form

Prescrutiny

Submit

This eForm has been taken on file maintained by the Registrar of Companies through electronic mode and on the basis of statement of correctness given by the company